

Getting Started with TDSDVI

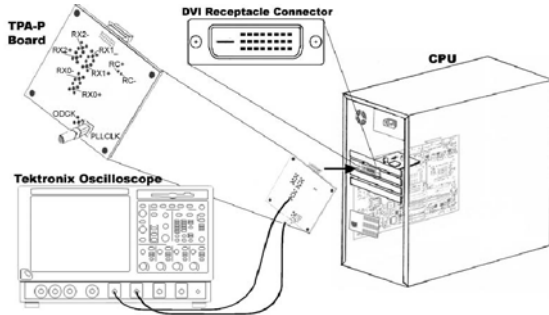
Side one of this Quick Reference Guide is designed to get you started making measurements with the DVI Compliance Test Solution (TDSDVI). Side two contains a complete menu tree for the TDSDVI software.

NOTE. For complete operating instructions and General Safety information, refer to the Online Help for the application.

The TDSDVI software application tests for compliance with DVI specifications. TDSDVI software is designed to meet the compliance test requirements of the DVI industry for physical layer measurements. Supported tests include Eye Diagram Test, Peak-to-Peak Jitter, Inter-Pair Skew, Intra-Pair Skew, and Rise and Fall Time testing.

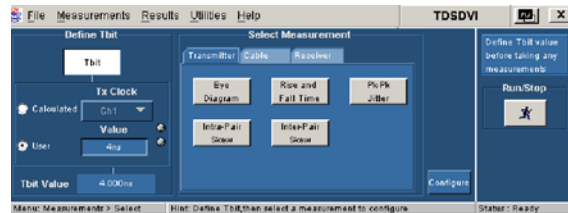
Performing Transmitter Eye-diagram Test

1. From the TDS Windows menu, select File > Run Application > DVI Compliance Test Solution.
2. Attach the TPA-P test fixture to the device under test. To calculate Tbit, connect the differential probe to Rxc+ and Rxc- (transmitter clock). For Eye measurement, connect another differential probe to Rx0+ and Rx0- (data pair).
3. Connect an SMA cable to the recovered clock (PLL Clock) output on the fixture.

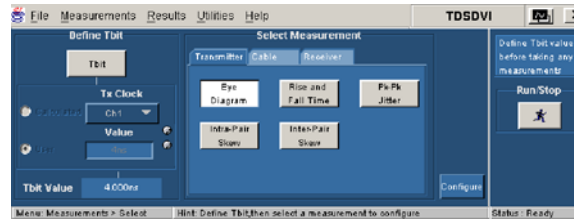


4. Connect the differential probes and the SMA cable from the test fixture to your TDS oscilloscope.

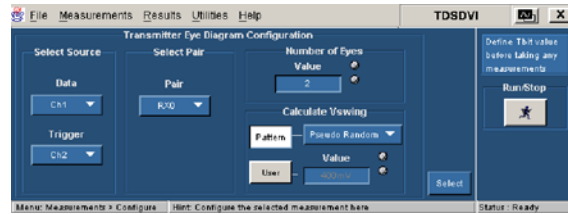
5. To calculate Tbit, select the Tbit button on the Define Tbit pane of the application.
6. Select the appropriate channel.
7. Press the "Running Man" icon to run the application. The Tbit value displays in the Value field.



8. Select Measurement > Select > Transmitter > Eye Diagram. (Or, in the Transmitter tab, select the Eye Diagram measurement.)



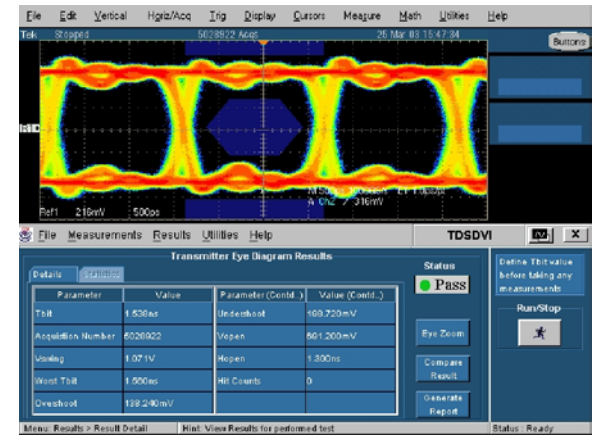
9. Press the configure button to configure the application.



10. Press the "Running Man" icon to run the application.



The detailed results and the eye diagram display as shown below.



11. Select Utilities > Report Generator from the TDSDVI menu to generate a compliance test report.

For up to date information on Tektronix oscilloscope solutions for DVI testing, go to www.tektronix.com/dvi.

TDSDVI Ordering Information

This application supports TDS7704B, CSA7404B, TDS7404B, TDS7254B, CSA7404, TDS7404, TDS7254, TDS6604, TDS6404, TDS6604B, and TDS6804B, TDS6124C, TDS6154C oscilloscopes.

Order Option DVI (along with an oscilloscope).

Order TDS6/7 UP, TDS7B UP, CSA7B UP, or CSA7 UP, Option DVI (if ordered as an upgrade to an existing oscilloscope).

Recommended Accessories

P7350, P7330, P6330 - Differential Probes

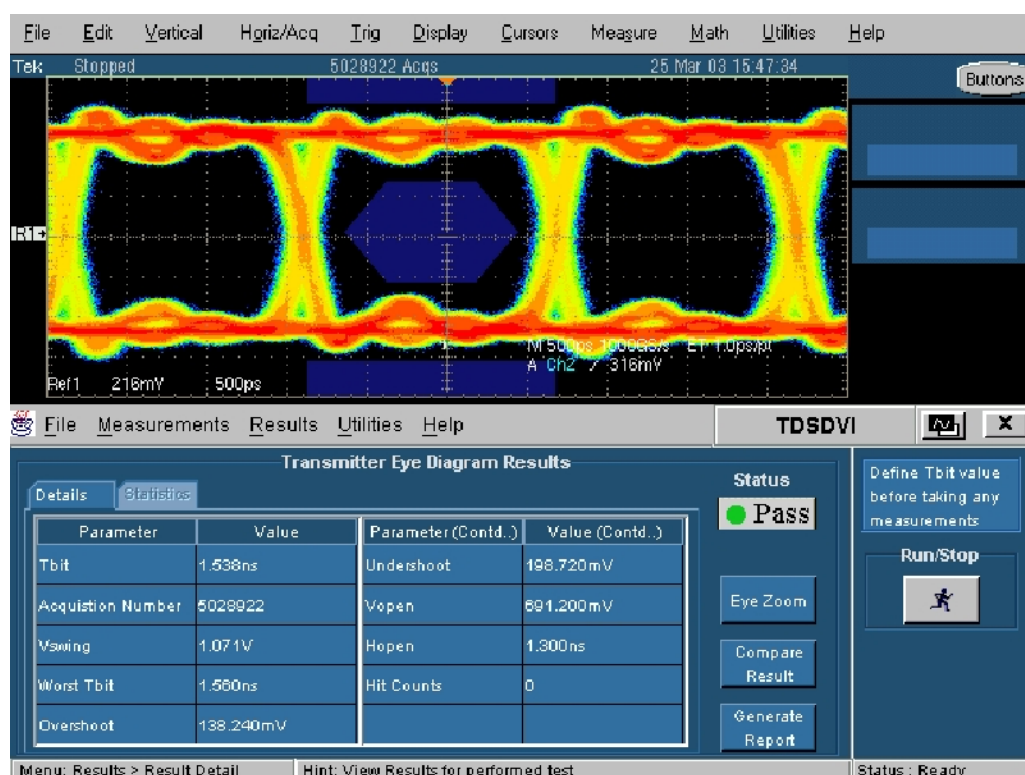
P7240 - Single ended probes

AWG510, AWG520, AWG610, AWG710 - Arbitrary Waveform Generator

DG2020A - Data Generator

TDS8000/ 80E04 - Time Domain Reflectometer

TDSJIT3 - Jitter analysis package



TDSDVI Compliance Test Solution Reference

www.tektronix.com

071-1300-03

TDSdVI Menu Tree

